



PAYA LEBAR METHODIST GIRLS' SCHOOL (SECONDARY)



SINGAPORE
STUDENT
LEARNING
SPACE

SINGAPORE
STUDENT
LEARNING SPACE
LEARN ANYTIME, ANYWHERE, AT ANY PLACE

Username

Password

[FORGET PASSWORD](#)

Home-Based Learning

**Stay Home, Stay Safe,
Stay Curious!**

By integrating HBL as a regular feature in the schooling experience, school can equip students with stronger abilities, dispositions and habits for independent and lifelong learning.

ICT Learning Platforms

Official (Open) / Non-Sensitive



RATIONALE OF HAVING REGULAR HBL DAYS

Regular HBL Days will provide students with more opportunities to learn at your own pace and to be empowered to take charge of your learning.



SELF-DIRECTED



ICT - PLD Routines

Regular classroom routines with the use of PLD for HBL

C

Charge PLD Fully

- Charge your PLD fully before coming to school
- Be ready with your PLD at the start of lesson



H

Highlight issues to Peers, Teachers or ICT Support Team

- Seek help from peers
- Ask teachers if assistance is needed
- Approach ICT Support Team to troubleshoot technical issues



A

Alert in Safeguarding PLD & School Materials

- Do not leave your PLD unattended
- Protect PLD via Device Care Management
- Use a 1-bag system to place PLD & all lesson materials



M

Manage Wi-Fi, Email & Online Lessons

- Check that your Wi-Fi is turned on and check your email regularly
- Actively learn and be self-directed
- Access online lessons & complete them promptly



P

Protect Password

- Remember your password and keep it safe
- If you forgot your MIMS Password, reset it on <https://mims.moe.edu.sg>



S

Screen Down Fully & Listen to Instructions

- Place your screen down fully when teacher is giving instructions





What must I do on a HBL day?



Before 7.30 a.m. (Wed) /
Before 8.30 a.m. (Thur)

Have your breakfast

7.45 a.m. (Wed) /
8.30 a.m. (Thur)

Go through the Google drive for the task assigned
Plan your time for the day

7.45 a.m. /8.45 a.m. – 12.00 p.m.
(Wed/Thur)

Complete assigned HBL Tasks based on Subjects in Timetable
Take proper breaks and meals

12.00 - 1.00 p.m. (Wed/Thur)
After 1.00 p.m. (Wed/Thur)

Complete Student Initiated Learning (SIL)
Complete your assignments
Online consultation with subject teacher

Note: No Chapel session on Wednesday HBL days

Official (Open) / Non-Sensitive



Expectations



PL(Sec) Home-based Learning (HBL)

HBL Days	Expectations
A normal school day. Just that you <u>learn from home</u> .	<p>The subjects you would need to cover are according <u>to your class timetable</u>.</p> <p>You may plan your learning according to your preference. It need not be in accordance to your timetable. BUT you are to complete the learning for <u>all</u> the timetabled subjects on each HBL day.</p> <p>You will be required to perform the subjects' HBL tasks <u>at your own home</u>. You are <u>not</u> allowed to gather at each other's homes.</p>
It is <u>not</u> a school holiday or a late day.	<p>HBL day is <u>not</u> a day for you to sleep in. Do wake up early and complete your learning <u>in the day</u>.</p> <p>Teachers will be <u>closely monitoring</u> the completion of the HBL tasks.</p>



~~PL(Sec) Home-based Learning (HBL)~~



Consequences

If, we were to come across a PL-Lite who shows that she is **unable to cope with HBL** or **need close physical supervision**, she will be asked to report to school on the subsequent HBL Days to complete the tasks.



Preparation required by students for HBL Days



PL(Sec) Home-based Learning (HBL)

Before HBL Days (Preparation) Students should

- Be able to access learning platforms such as **SLS**, **MIMS** and **school's email @plmgss.edu.sg**
- Know what are the **lessons** (class timetable) on HBL day
- Understand from the subject teachers the **instructions of the HBL tasks** and the required platform (e.g SLS, Google Classroom) to access the assignment

On HBL Days Students should

- Complete the assigned HBL/SIL tasks in the day, preferably **before 2.00 p.m.**, unless you have a valid reason. If you are unwell, please inform your FTs/Subject teachers.
- Do have regular breaks and proper meals at home.
- Manage your screen time, have regular 'eye-breaks' in between assignments.



HBL - Communications to Students (HBL Instructions, Video files etc)

Students' View

Sec 1 HBL Link: <https://go.gov.sg/sec1hbl2024>
(Only Sec 1 students login with PLMGSS email can access)

Sec 2 HBL Link: <https://go.gov.sg/sec2hbl2024>
(Only Sec 2 students login with PLMGSS email can access)

Sec 3 HBL Link: <https://go.gov.sg/sec3hbl2024>
(Only Sec 3 students login with PLMGSS email can access)

Sec 4/5 HBL Link: <https://go.gov.sg/sec4-5hbl2024>
(Only Sec 4/5 students login with PLMGSS email can access)



For security reason, ~~personal~~ email will not be granted access to the sharing folder.



HBL - Communications to Students (HBL Instructions, Video files etc)



Students' View


Shared with me > PLMGS(Sec) HBL 2024 ▾


Type ▾


People ▾

Modified ▾

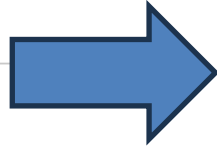
Name

 Sec 2 HBL 2024

 Sec 1 HBL 2024

 Sec 3 HBL 2024

 Sec 4/5 HBL 2024




Shared with me > PLMGS(Sec) HBL 2024


Type ▾


People ▾


Modified ▾


Name


 Class 2.4 2024


 Class 2.5 2024


 Class 2.7 2024

 Class 2.8 2024

 Class 2.1 2024

 Class 2.6 2024

 Class 2.2 2024

 Class 2.3 2024



HBL - Communications to Students (HBL Instructions, Video files etc)



Students' View

**TXWXX HBL Instructions for <subject> Sec
<level/course>**

Day/Date	Monday, XX Feb
Classes	2.1, 2.2, 2.3, 2.4 students in 2G01, 2G02, 2G03, 2G04
Time	20 mins
Mode	SLS Class discussions
Topic	Geographical Investigation (Questionnaire)
Materials/Resources needed	SLS, GI Task Sheet

Instructions

Dear students,

1. Go to your Geography SLS Classroom.
2. Follow the instructions posted to finalize your Group's GI Questionnaire.
3. Send the list of questionnaire questions to your teacher for approval (**via email**).
4. If you have any questions, please email your geography teachers.

Teacher XXX

[Email](#) : XXX



Support



PL(Sec) Home-based Learning (HBL)

1. Request for MIMS/SLS password reset, please go to:
<https://mims.moe.edu.sg>

2. TECHNICAL ASSISTANCE HELPDESK

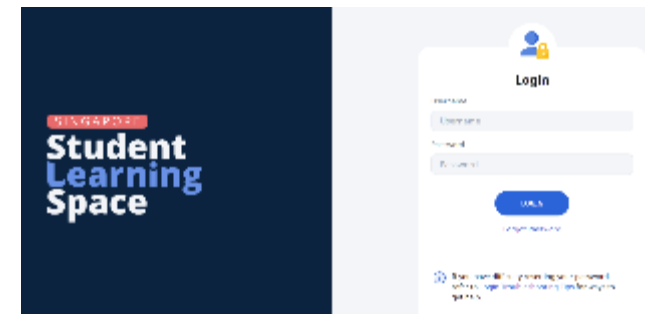
By phone during office hours: 8.00 a.m – 4.30 p.m
ICT Manager: **83507134** (WhatsApp)

3. General Enquiry

Email: IT_support@plmgss.edu.sg



Paya Lebar Methodist Girls' School (Secondary)





PuLSE



*Pursuing Life Skills in
every Experience*

PLMGSS STUDENT INITIATED LEARNING



What is PuLSE?

- PL's Student Initiated Learning Programme
→ Pursuit of Life Skills in every Experience
- Each of us has a purpose & passion which our heart beats for.

PuLSE



*Pursuing Life Skills in
every Experience*

PLMGSS STUDENT INITIATED LEARNING

Objectives of PuLSE

- Explore and discover what your heart beats for; your purpose and passion
- To learn life skills in every experience
- To be independent, passionate and lifelong learners!

PuLSE



*Pursuing Life Skills in
every Experience*

PLMGSS STUDENT INITIATED LEARNING

<https://www.plmgss.moe.edu.sg/>



ABOUT US ▾

CURRICULAR ▾

CO-CURRICULAR ▾

SIGNATURE PROGRAMMES ▾

ACCOLADES ▾

USEFUL LINKS ▾




Paya Lebar Methodist Girls' School (Secondary)

巴耶礼峇美以美女校 (中学)

LOOK UP - LIFT UP
PAYA LEBAR METHODIST
GIRLS' SCHOOL (SECONDARY)
巴耶礼峇美以美女校 (中学)

<https://www.plmgss.moe.edu.sg/>



PuLSE (Student Initiated Learning)

[CLICK HERE](#) →



<https://sites.google.com/moe.edu.sg/pl-sil-pulse/home>



PuLSE

Home

Discovering your Passion & Pur...

PuLSE Learning Areas

Sharing your PuLSE Journey

PuLSE Reflection

PuLSE Timeline

PuLSE



Pursuing Life Skills in every Experience

PuLSE



As part of Home-Based Learning (HBL), you are going to embark on 'Student-Initiated Learning' or SIL in short. In PL, we call our SIL programme **PuLSE**.

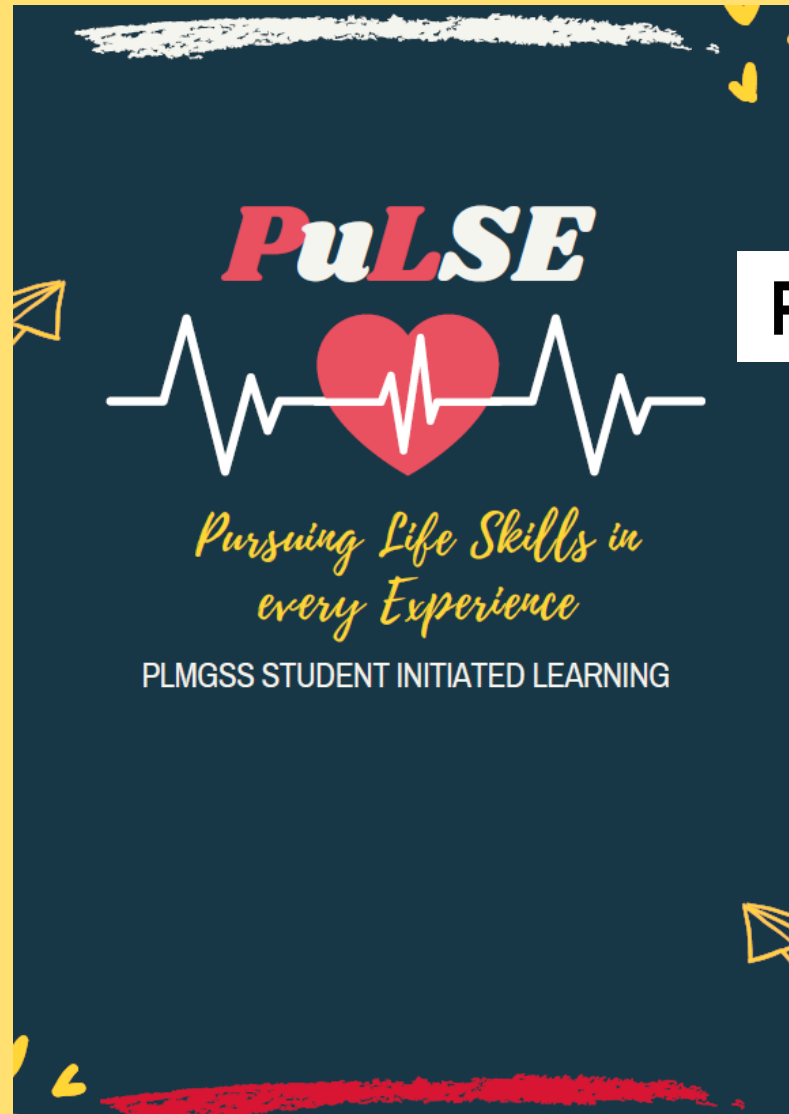
PuLSE is an abbreviation for **Pursuing Life Skills in every Experience**. We are familiar with the meaning of a pulse - which is a crucial measure of our heart rate. Each of us has a purpose & passion which our heart

**Dear PL-Lites, we will be starting
PuLSE 2024 on 21 Feb 2024.**

This PuLSE Google site serves as a comprehensive resource for accessing all information pertaining to our PL Student-Initiated Learning Programme (**PuLSE**).

Download a copy of the **PuLSE** Info Guide [here](#).

PuLSE Info Guide



[PuLSE Info Guide \(PDF\)](#)

PuLSE Timeline



TERM 1

Take Interest
Discovery Quiz
on SLS & Check
Resource List

TERM 2

TERM 3

Week 5
(29 Jan)
PuLSE Briefing
by Year Head
(YH Assembly)

Week 8
(21 Feb)
HBL Day
Submission
of PuLSE
Proposal

Week 10
HBL Day
Carry out
PuLSE

Week 3 & 5
HBL Day
Carry out
PuLSE

Week 8
(9 May)
HBL Day
Sharing of
PuLSE
Journey

Weeks 5 & 8
HBL Day
Carry out
PuLSE

Week 9
(21 Aug)
HBL Day
Sharing of
PuLSE
Journey

Sec 4/5s to complete
PuLSE Journey by end
Term 2

PuLSE Timeline



PuLSE

TERM 4



Week 5
(9 Oct)
HBL Day
Preparation for
Celebration &
Showcasing of
PuLSE

Week 7

EOY Post Exam

Celebration & Showcasing of



PuLSE

PuLSE



*Pursuing Life Skills in
every Experience*

**HAVE AN EXCITING
PuLSE JOURNEY!**