

The Boomerang Theorem



Submitted by
Aninda Metta Citta
Catherine Natasya Subroto
Choo Yun Yi
Katherine Stephanie
Paya Lebar Methodist Girls' School Secondary

Abstract

The Boomerang Theorem is a geometrical theorem derived and expanded from the concept of the Simson line and the Thales Theorem. The Boomerang Theorem involves four Simson Lines that interact to produce interesting relationships we explored. These four lines form a boomerang-like figure leading us to name the results of our study the Boomerang Theorem. In this report, we shall explore this newly derived theorem and understand the relationships involved. However, as we had a time constraint to finish our research, there are still numerous expansions ready to be explored on this Boomerang Theorem.

TABLE OF CONTENTS

I.	Introduction -----	4
II.	Literature Review -----	5
	a) Simson Line	
	b) Thales's Theorem	
III.	Methodology	
IV.	Findings	
	a) Properties of the Boomerang	
	b) The Proofs of the Properties of the Boomerang	
	c) Angles in the Boomerang	
	i. Ptolemy Theorem	
	ii. Ptolemy Second Theorem	
	iii. Cosine Rule	
V.	Conclusion	
	a) Summary	
	b) Further Extension	
VI.	References	

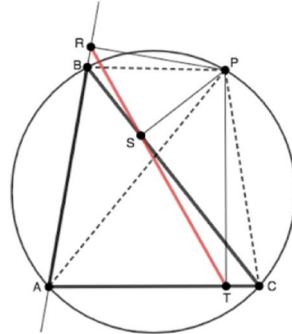
I. Introduction

At the beginning, we found the Simson line theory while we were researching for our project. We did some research on it to understand the theory. From the Simson Line theory, we reapplied the concepts and conditions of Simson Line on a quadrilateral instead of a triangle. As we make changes to the diagram of the combination of the Simson Line theory and quadrilateral, we realised that the magnitude of the angles on the diagram had properties and relationships to be studied. We moved on to find the proofs and try to understand the whole theory. We extended the Simson Line and found the Boomerang Theorem, and we used the Thales' Theorem to prove it.

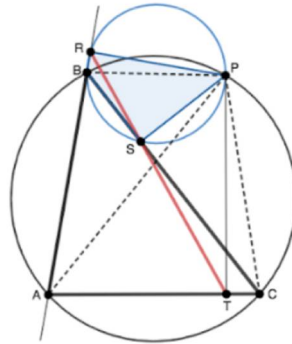
Our project focuses mainly on the relationships of the four Simson Lines created, which formed a boomerang-shaped figure and the angles formed in the whole diagram, and also to find out the reasons why the magnitude of the angles remains the same even when we move the earth point around.

II. Literature Review
a) Simson Line

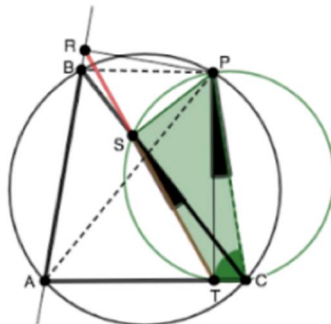
We did some research and understood the theory behind the Simson Line. In geometry, given a triangle ABC and a point P on its circumcircle, the three closest points to P on the lines AB , AC , and BC are collinear. The line through these points is the Simson line of P , named for Robert Simson. We studied the proof provided. Given a triangle ABC and point P which lies on the circumcircle of the triangle. First, we construct a dotted line from P to the three vertices of the triangle, A , B and C .



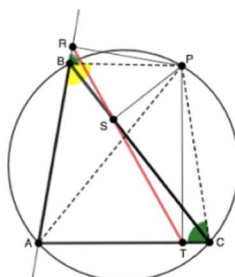
Angle BRP equals to angle BSP which is 90° . $RBSP$ is a cyclic quadrilateral. The angle sum of triangle equals to 180° , which is the total of angle BRP , angle BPR , and angle RBP . The sum of angle RBP and angle BPR equals to 90° too.



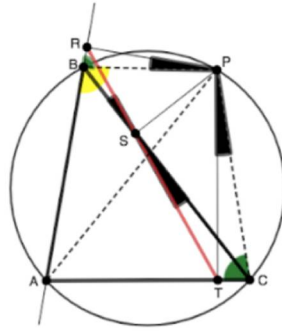
Similarly, angle PST equals to angle PTC , which is 90° . $PSTC$ is a cyclic quadrilateral. The sum of angle TPC and angle TCP is 90° .



The sum of angle ABP and angle ACP is 180° as opposite angles in a cyclic quadrilateral are supplementary. Angle RBP equals to angle TCP . Angle TPC equals angle BPR as angle RBP equals to angle TCP .



Angle BRP equals to angle BSP , which is 90° . Hence, angle BSP equals to angle TSC as angles in the same segment are equal. RST is a straight line and vertically opposite angles are equal. BC in one of the sides of the triangle ABC .



From the original theory of Simson Line, we understood that the three closest point the point at the circumference are collinear. We further expanded this theory by changing the triangle, into an irregular quadrilateral. From the diagram, we realized that there will be four triangles formed in the quadrilateral and thus we can form four Simson Lines, one on each triangle.

b) Thales's Theorem

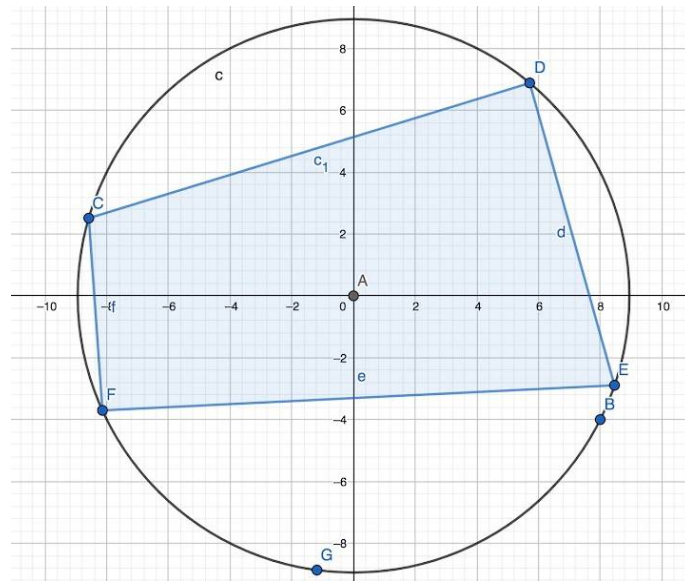
When we were trying to prove our Boomerang Theorem, we used Thales's theorem. In geometry, Thales's theorem states that if A , B , and C are distinct points on a circle where the line AC is a diameter, then the angle $\angle ABC$ is a right angle. One of the proves used the fact that the sum of the angles in a triangle is equal to 180° and the base angles of an isosceles triangle are equal. Given a circle which O is the centre while A , B and C are points on the circumference and straight-line AC is the diameter. Since OA , OB and OC are equal in length, OBC and OBA are isosceles triangles and angle OBC equals to angle OCB , angle OBA equals to angle OAB . Solving the algebraic equation, we know that the sum of one of the base angles of triangle OAB and one of the base angles of triangle OBC is 90° .

III. Methodology

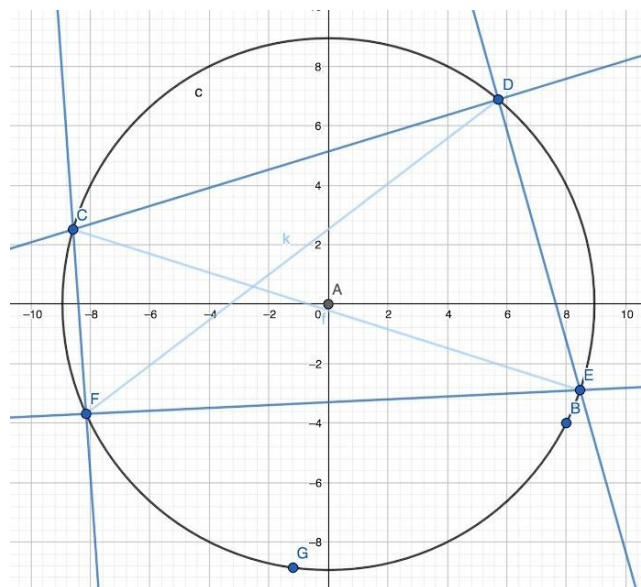
On a cyclic quadrilateral of any size, drop a random point- the Earth Point- on the circumference of the circle formed. A perpendicular line can be created from the point to all four sides and the diagonals of the quadrilateral. The intersections of the perpendicular lines and each of the four sides and its diagonals will then be able to form a boomerang-shaped quadrilateral once connected.

Steps to construct:

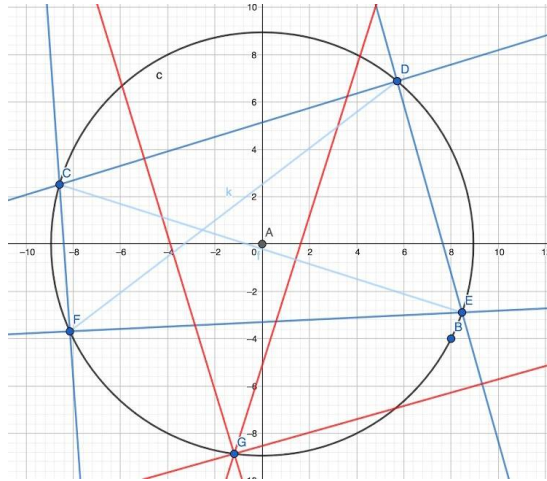
1. Construct any random circle.
2. Create any quadrilateral with its four vertices on the circumference of the circle. The quadrilateral can be either regular or irregular. Pick and mark a point anywhere on the circumference. This point is known as the Earth Point (Point G).



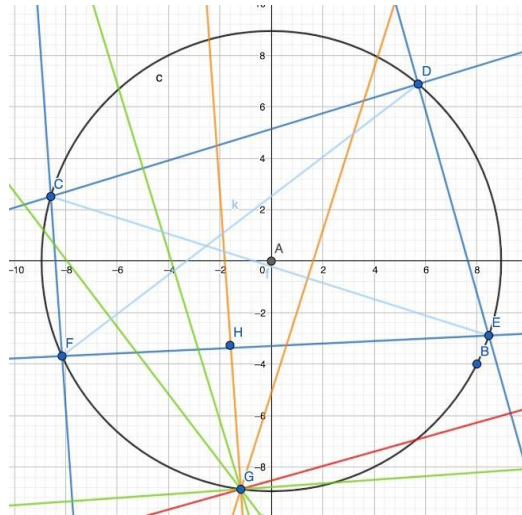
3. Extend the sides of the quadrilateral with straight lines. There will be four triangles in the quadrilateral: $\triangle CDE$, $\triangle CFE$, $\triangle CDF$ and $\triangle DEF$ such that the vertices of each triangle is three of the four vertices of the quadrilateral.



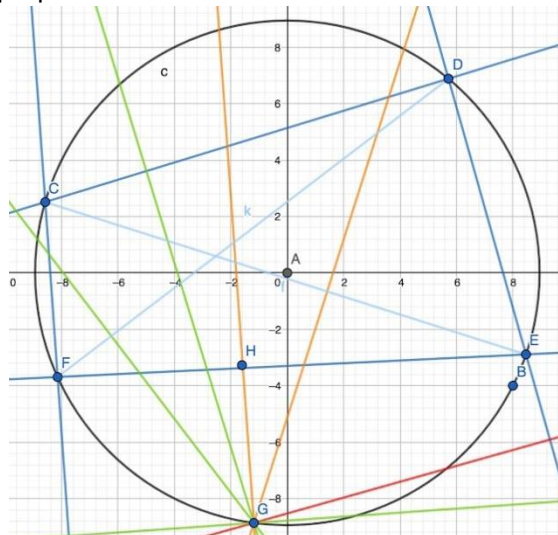
- Drop a perpendicular line from point G to each sides of $\triangle CDE$.



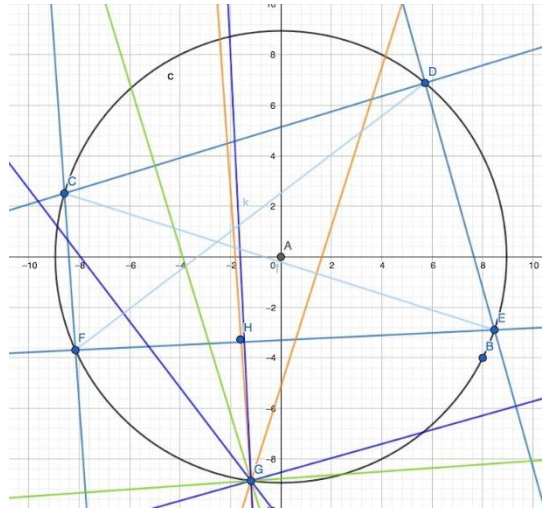
- Drop a perpendicular line from point G to each sides of $\triangle CFE$. One of the perpendicular lines from the sides of $\triangle CDE$ to point G overlapped with one of the perpendicular lines from the sides of $\triangle CFE$ to point G.



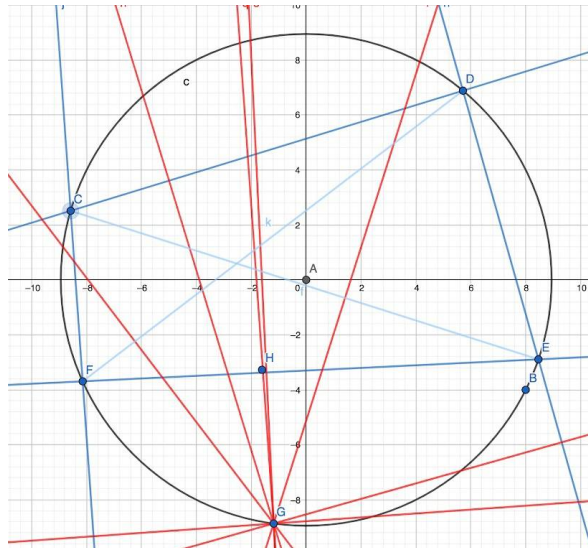
- Similarly, Drop a perpendicular line from point G to each sides of $\triangle CDF$. Two of the lines overlapped with the previous perpendicular lines created.



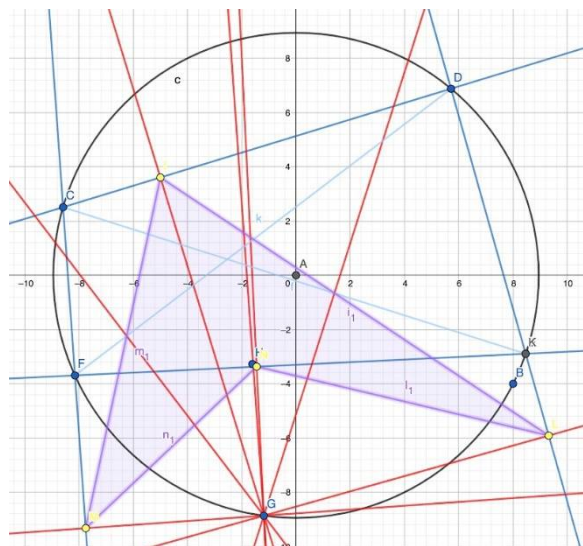
- Drop a perpendicular line from point G to each sides of $\triangle DEF$. Two of the lines overlapped with the previous perpendicular lines created.



- The final view of the diagram after constructing all the perpendicular lines will be as below.



- The intersection points of the perpendicular lines from the sides of quadrilateral to point G are marked out and joined together. A boomerang-shaped polygon is formed.

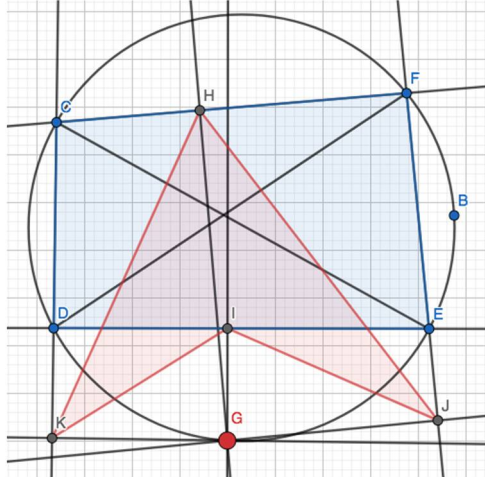


IV. Findings

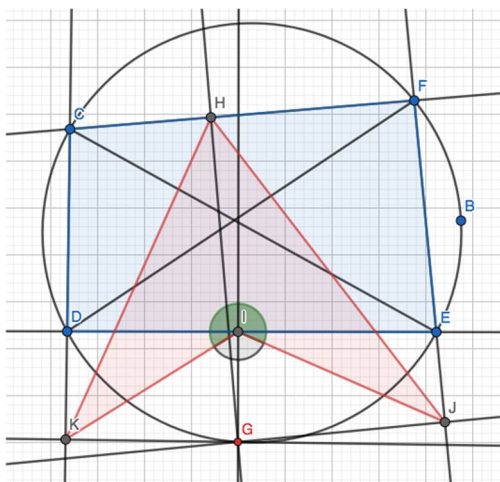
a) Properties of The Boomerang

For the ease of explaining this theorem, we decided to give the five important angles in boomerang theorem names.

1. Earth Point (red point)

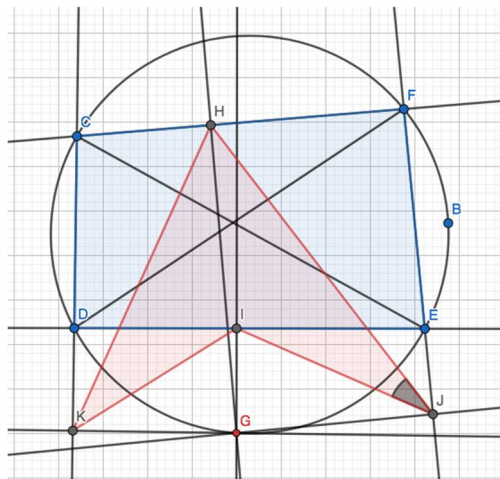


2. Yakt Angle ($\angle KIJ$)



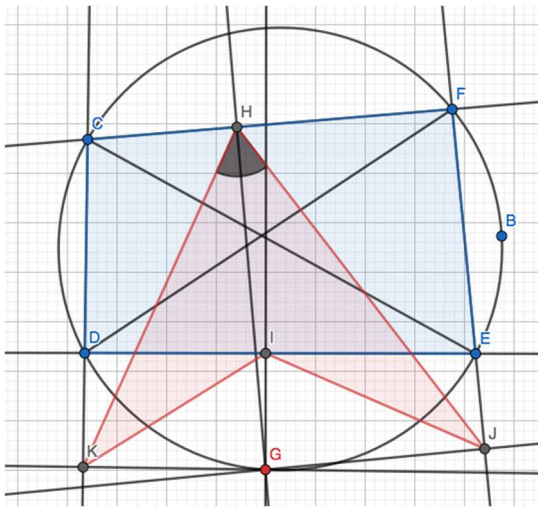
The Yakt angle is divided into two parts :
Minor Yakt angle (grey) and Major Yakt angle (green)

3. Leading Angle ($\angle IJH$)



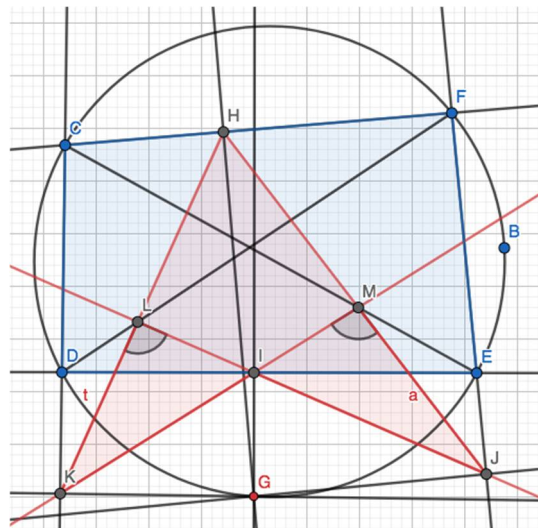
The name 'Leading' is inspired by the name of the right wing of a boomerang.

4. Xylie Angle ($\angle KHJ$)



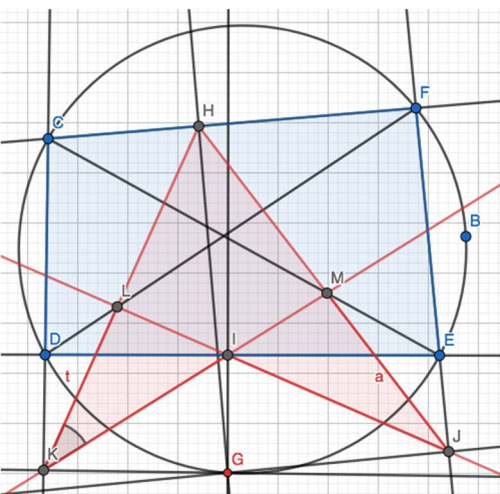
The name 'Xylie' is derived from Western Australian which translated boomerang to 'Kylie'

5. Supporter Angles



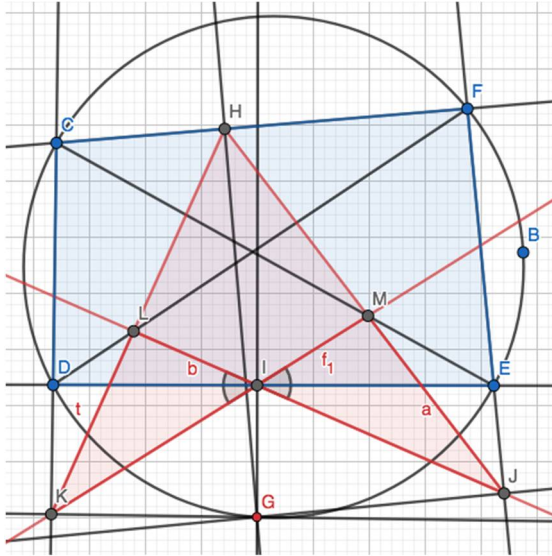
Left supporter angle = $\angle JLK$
Right supporter angle = $\angle KMJ$

6. Trailing Angle ($\angle HKI$)



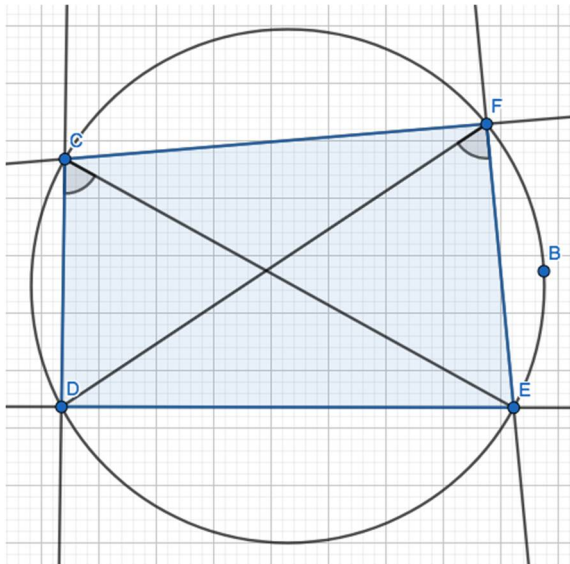
The name 'Trailing' is inspired by the name of left wing of a boomerang.

7. Elk Angle



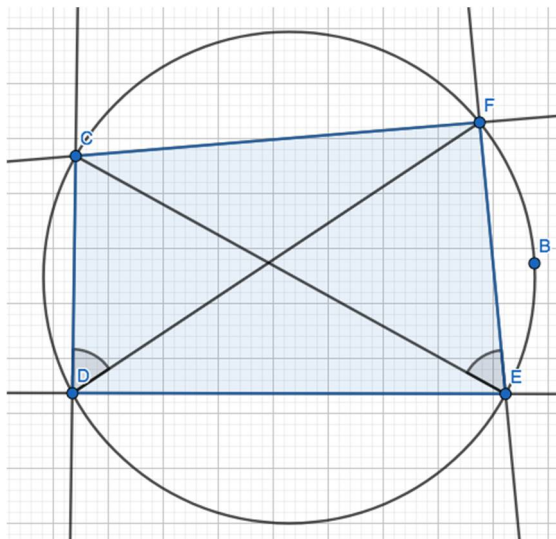
Left Elk Angle = $\angle LIK$
 Right Elk Angle = $\angle MIJ$

8. Himalaya Angles



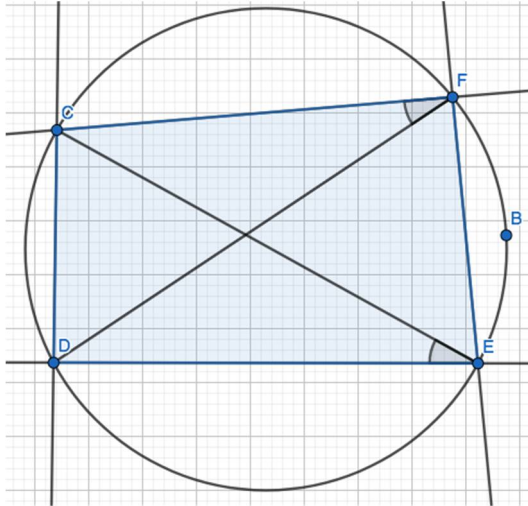
Left Himalaya Angle = $\angle DCE$
 Right Himalaya Angle = $\angle DFE$

9. Mariana Angles



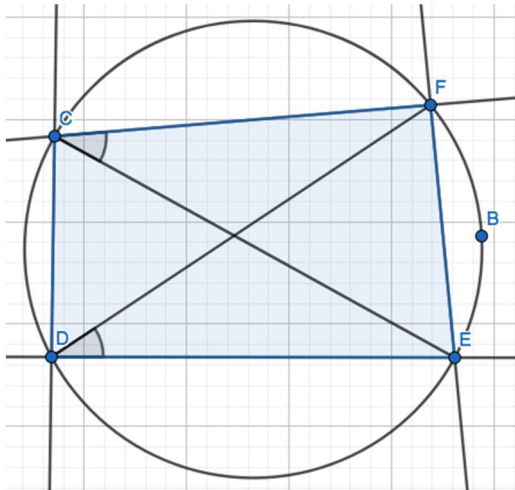
Left Mariana Angle = $\angle CDF$
 Right Mariana Angle = $\angle CEF$

10. Prav Angles



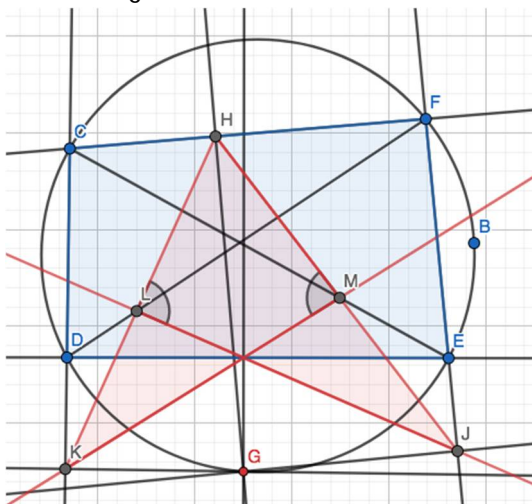
Upper Prav Angle = $\angle CFD$
 Lower Prav Angle = $\angle CED$
 The word 'Prav' is the Slovenian word for 'right'.

11. Levo Angles



Upper Levo Angle = $\angle FCE$
 Lower Levo Angle = $\angle FDE$
 The word 'Levo' is the Slovenian word for 'left'.

12. Finn Angles



Left Finn angle = $\angle HLJ$
 Right Finn angle = $\angle HMK$

The Properties of the Boomerang

The following pictures are for better referencing and visualisation of the relationship of the angles to avoid any misconception or confusion. Image 1 and 2 are of the same quadrilateral but different locations of the earth point with the consequent changes in the positions of the Simson lines.

Image 1

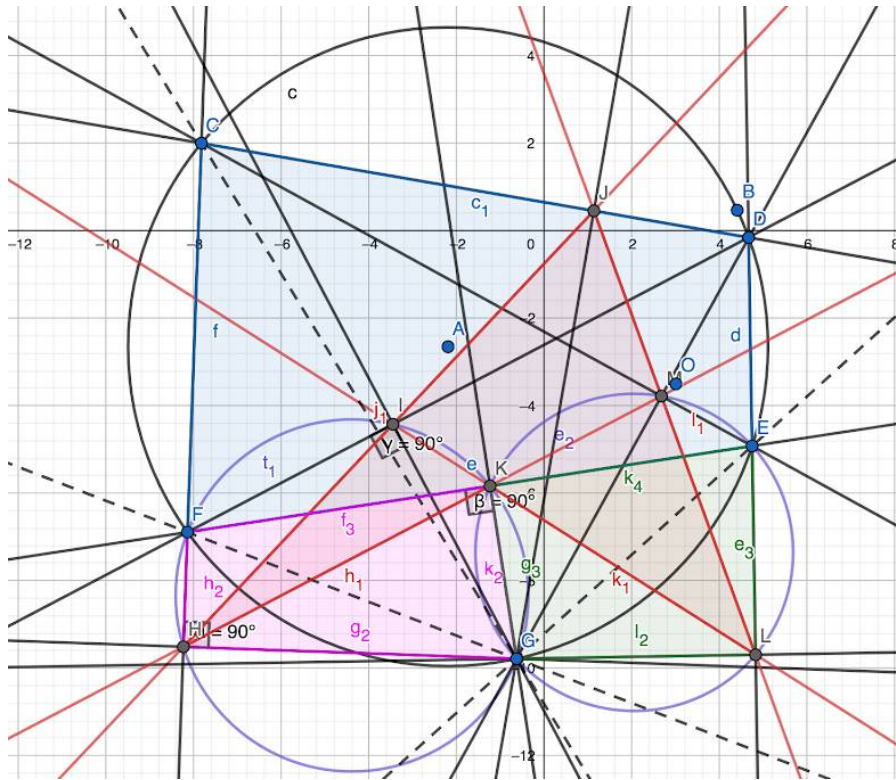
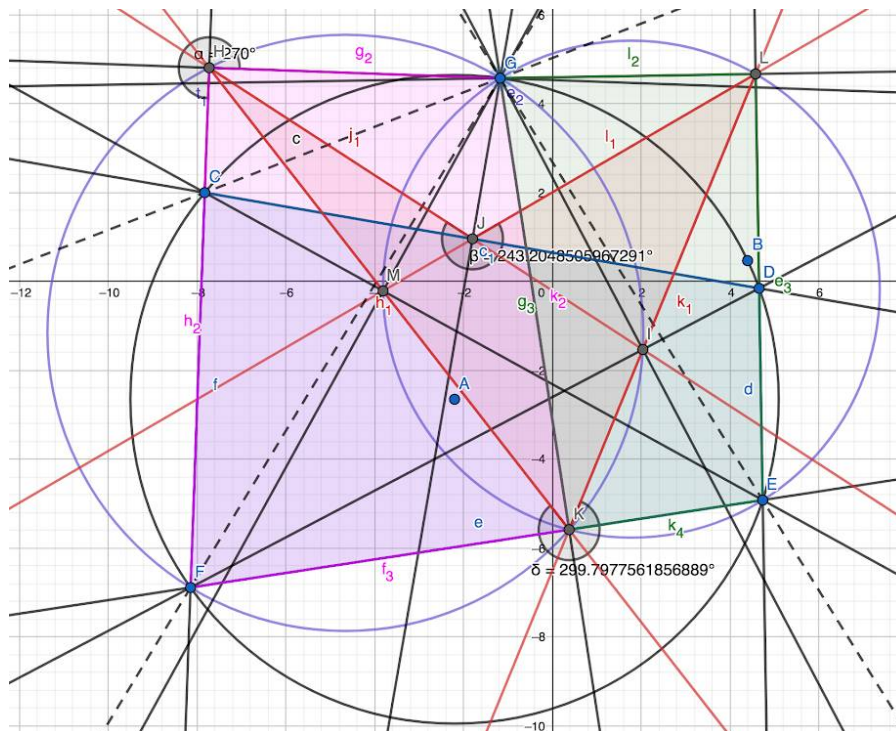


Image 2



1. Xylie angle will always be equal to the Himalaya angles in the quadrilateral which corresponds to it. The two angles are exactly facing the same side as the xylie angle. E.g.
 $\angle HJL = \angle FCE = \angle FDE$

2. Trailing and Leading angle will always be equal to the 2 corresponding angles to it. E.g.
 $\angle JHK = \angle DFE = \angle DCE$
 $\angle JLK = \angle CEF = \angle CDF$

3. Two parts of the Yakt angle which are equal to each other are also equal to the angles in the quadrilateral which point to the opposite direction to which the boomerang is pointing to.
E.g. $\angle IKH = \angle MKL = \angle CFD = \angle CED$

4. The minor Yakt angle is supplementary to itself after moving the earth point to the other side of the circle.
E.g. Minor $\angle HKL$ IMAGE1 + Minor $\angle HKL$ IMAGE 2 = 180

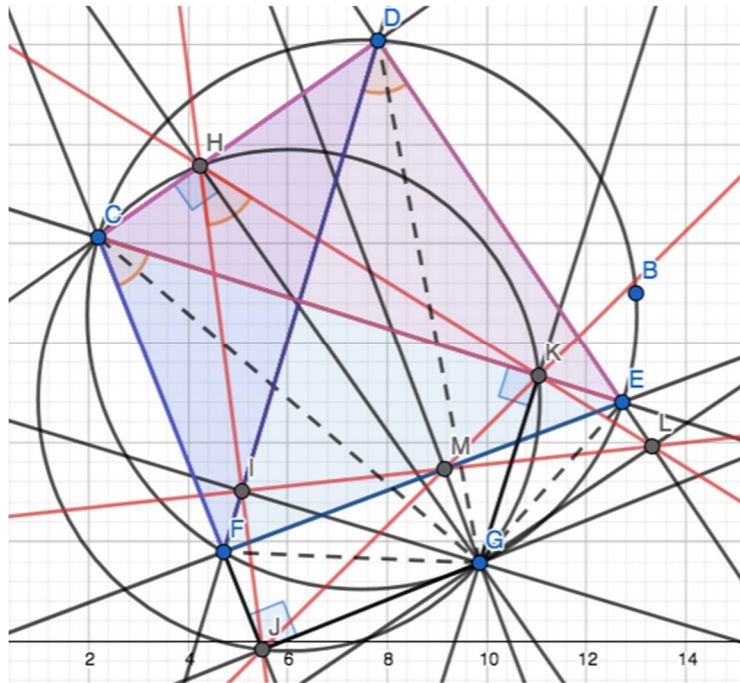
5. The four supporter angles are equal to the four angles in the quadrilateral.
E.g. $\angle HIK = \angle CDE$
 $\angle LMK = \angle FCD$
 $\angle JIK = \angle CFE$
 $\angle JMK = \angle DEF$

6. The triangles in the boomerang can form cyclic quadrilaterals which pass through the Earth Point.
E.g. CJOH, HFIK, HFKG, CJMH, DJIL, LEMK and LEKG

7. Every angle in the boomerang (xylie, trailing, leading, supporter, yakt, etc) will remain the same in magnitude despite the changes made to the position of the earth point. The magnitude of these angles can only be altered when there are changes in the shape of the original quadrilateral which cause alteration in some of the angles (Himalaya, Marina, Prav and Levo angles)

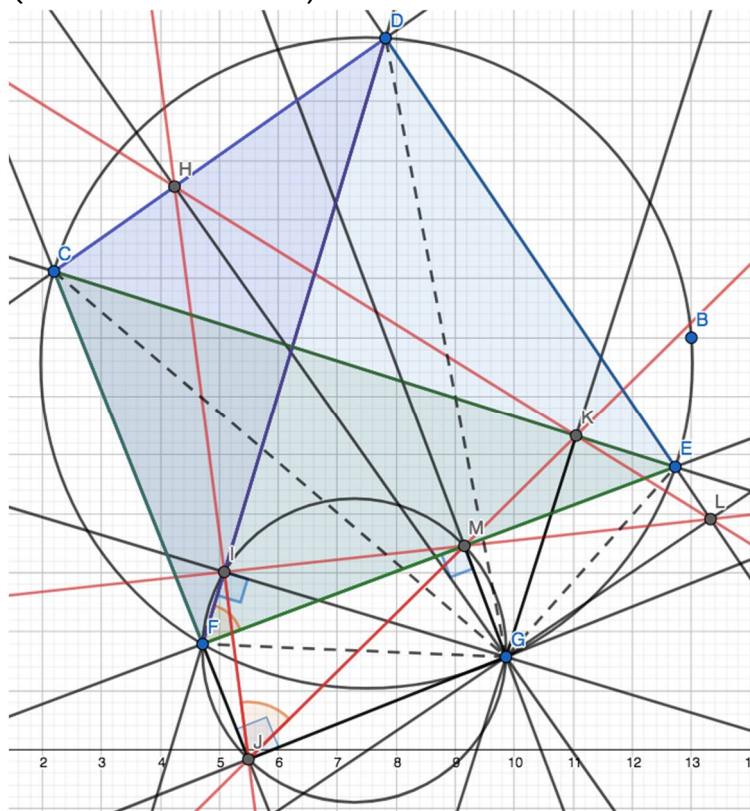
B) Proof of the Properties of the Boomerang

1. The Xylie angle is equal to the Himalaya angles
($\angle JHL = \angle FCE = \angle FDE$)



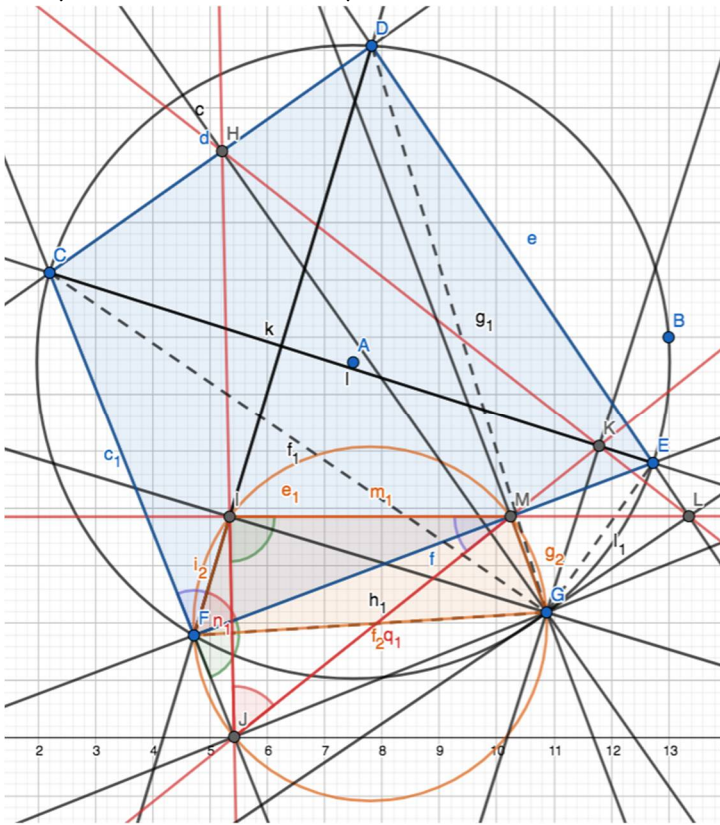
$\angle GHC = 90^\circ$
 $\angle GJC = 90^\circ$
 $\angle GKC = 90^\circ$
 \therefore By the converse of Thales' Theorem,
 vertices G, K, H, J and C lie on the same circle
 $\angle JHK = \angle JCK$ (angles in the same segment
 are equal)
 $\angle LHJ = \angle ECF$
 $\therefore \angle JHL = \angle FCE = \angle FDE$

2. The Trailing angle is equal to the Levo angles
($\angle HJM = \angle DFE = \angle DCE$)



JIH and JMK are the simson lines from
 $\triangle DFC$ and $\triangle ECF$.
 $\angle GIF = 90^\circ$
 $\angle GJF = 90^\circ$
 $\angle FMG = 90^\circ$
 \therefore By Thales' Theorem, vertices I, F, J, G,
 M lie on the same circle
 $\angle HJK = \angle DFE$ (angles in the same
 segment, $\angle IJM = \angle IFM$)
 $\angle DFE = \angle DCE$ (angles in the same
 segment)
 $\therefore \angle HJM = \angle DFE = \angle DCE$

3. The Elk angles are equal to the Mariana angles
($\angle HJM = \angle HLM = \angle DFC = \angle DEC$)



The boomerang HJML is formed by Circle A, quadrilateral CDEF, and point G on the circle
From the second proof, we know that vertices F, I, M, G, J lie on the same circle.

$$\angle MIJ = \angle MFJ \text{ (angles in the same segment)}$$

$$\angle \text{Trailing}(MJI) = \angle MFI$$

$$\angle IMJ = 180 - \angle MIJ - \angle \text{Trailing}(MJI) \text{ (angle sum of triangle)}$$

$$\text{And } \angle LMJ = 180 - \angle IMJ = \angle MIJ + \angle \text{Trailing}(MJI)$$

$$\angle MIJ + \angle IJM = \angle MFJ + \angle IFM$$

$$\angle IMJ = 180 - \angle MIJ - \angle IJM$$

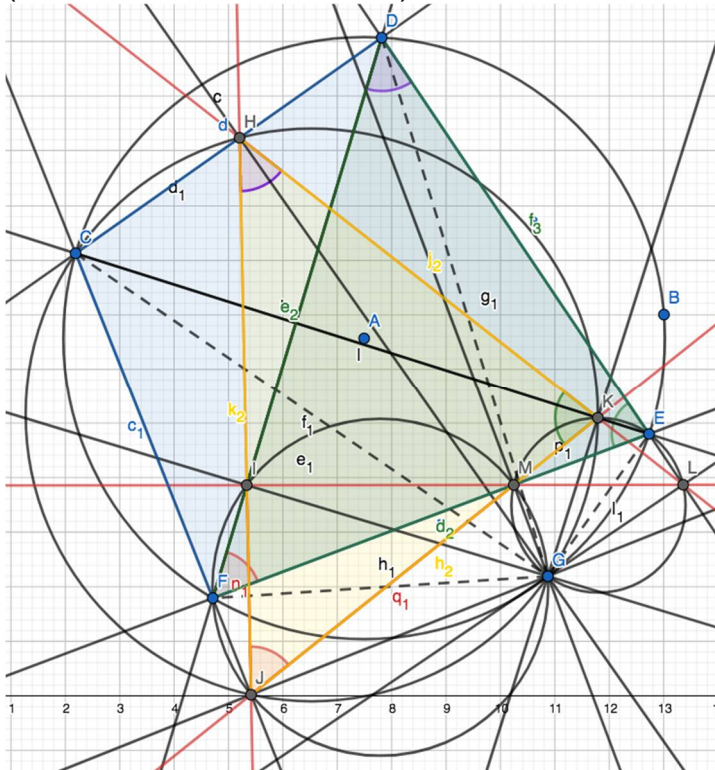
$$\angle DFC = 180 - \angle MFJ - \angle IFM$$

$$\angle IMJ = \angle DFC$$

With the same method we also can proof that
 $\angle KML = \angle CED$

4. The right Finn angle is equal to the right Mariana angle + lower Prav angle. The left Finn angle is equal to the left Mariana angle + lower Levo angle.

$$(\angle JKH = \angle DEF \text{ and } \angle LIH = \angle CEF)$$



The boomerang HJML is formed by Circle A, quadrilateral CDEF, and point G on the circle
From the other proofs we know that

$$\angle MFI = \angle \text{Trailing}(MJI), \angle EDF = \angle KHJ$$

$$\angle MFI = \angle EFD$$

$$\angle \text{Trailing}(MJI) = \angle KJH$$

$$\angle DEF = 180 - \angle EDF - \angle EFD \text{ (angle sum of triangle)}$$

$$\angle JKH = 180 - \angle KHJ - \angle HJK \text{ (angle sum of triangle)}$$

$$\angle JKH = \angle DEF$$

With the same method we also can proof that
 $\angle LIH = \angle CEF$

5. The minor Yakt angle ($\angle LMJ$) in image 1 is supplementary to minor Yakt angle ($\angle LMJ$) in image 2 when the point is brought to the opposite side of the quadrilateral.

Image 1

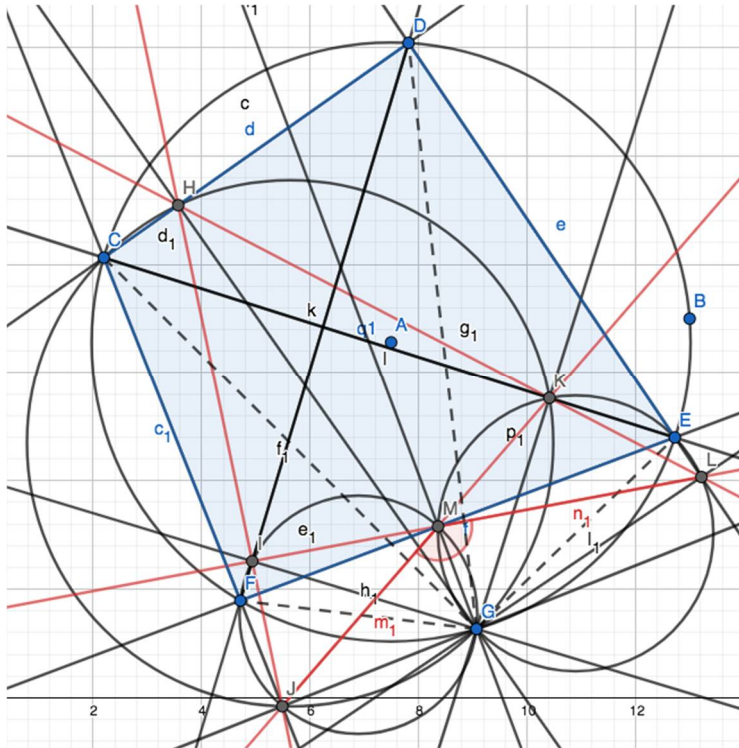


IMAGE 1
From Proof 3,
 $\angle IMJ = \angle DFC$
 $\angle LMJ (1) = 180 - \angle IMJ = 180 - \angle DFC$

Image 2

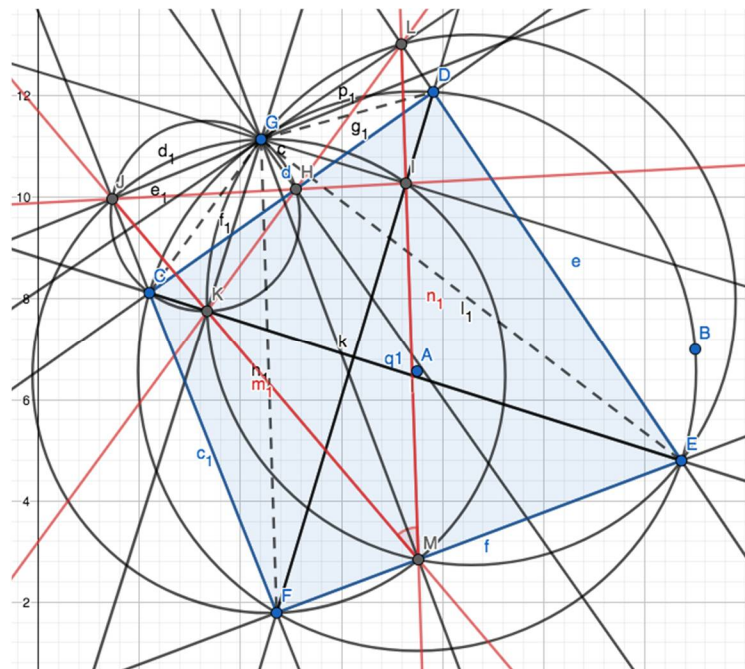
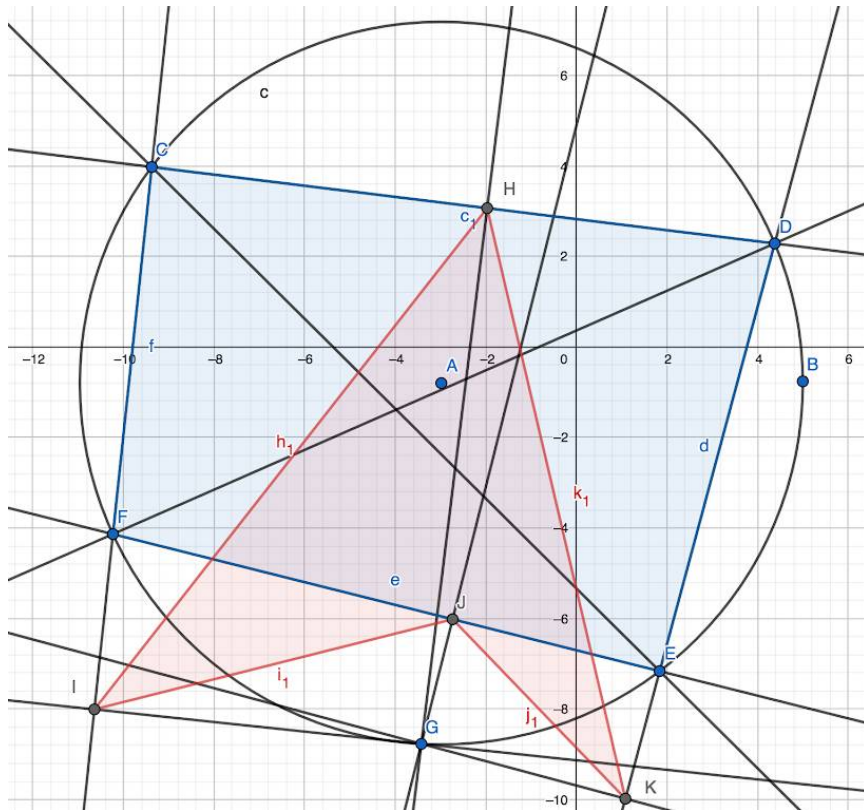


IMAGE 2
Applying Proof 1 on $\angle LMJ$,
 $\angle LMJ (2) = \angle DFC = \angle DEC$

C) Angles in the Boomerang

GIVEN THE LENGTHS OF THE SIDES OF A QUADRILATERAL, WHAT ARE THE ANGLES IN THE BOOMERANG?



The First Property of The Boomerang: *The Xylie angle is equal to the Himalaya angles*
 ($\angle IHK = \angle FCE = \angle FDE$)

STEP 1: Find the lengths of the diagonals

Let $CF=a$, $FE=b$, $DE=c$ and $DC=d$

Let the diagonals $DF=q$ and $CE=p$

Length of DF

$$q = \sqrt{\frac{(ac + bd)(ab + cd)}{ad + bc}}$$

Length of CE

$$p = \sqrt{\frac{(ac + bd)(ad + bc)}{ab + cd}}$$

By Ptolemy's Theorem,

$$pq = ac + bd.$$

By Ptolemy's Second Theorem,

$$\frac{p}{q} = \frac{ad + bc}{ab + cd}$$

STEP 2 : Find the Magnitude of the angle

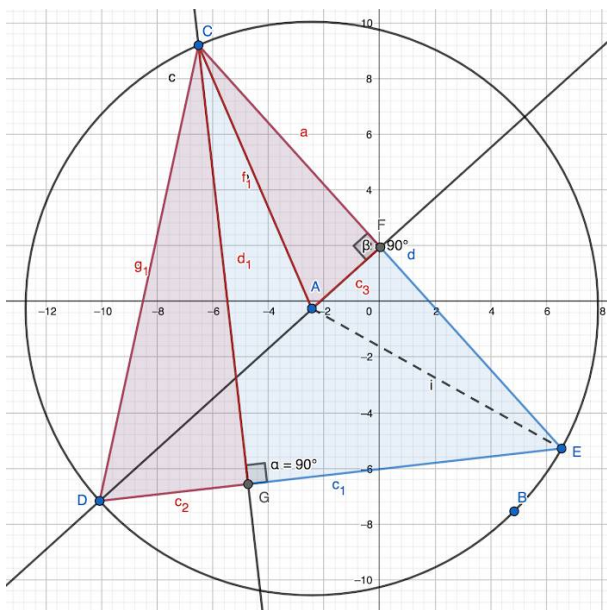
By Cosine Rule,

$$b^2 = a^2 + p^2 - 2(a)(p)\cos\angle FCE$$

$$\cos\angle FCE = \frac{a^2 + p^2 - b^2}{2ap}$$

PROOF OF: $q = \sqrt{\frac{(ac + bd)(ab + cd)}{ad + bc}}$

Shown below is visualisation of a triangle in its circumcircle to prove lemma 1 which says, "The area of a triangle is equal to the product of its sides divided by four times of its circumcircle's circumference".



LEMMA 1: Area of a triangle

Proof

In $\triangle CGD$ and $\triangle CFA$,

$$\angle CGD = \angle CFA = 90^\circ$$

$\angle CDG = \angle CAF$ (central angle is twice any inscribed angle subtended by the same minor arc CE) (a line perpendicular to CE and passes through the centre of the circle bisects chord CE)

$\therefore \triangle CGD$ is similar to $\triangle CFA$ (2 pairs of corresponding angles are equal)

Let R be the radius of the circumcircle of $\triangle CDE$

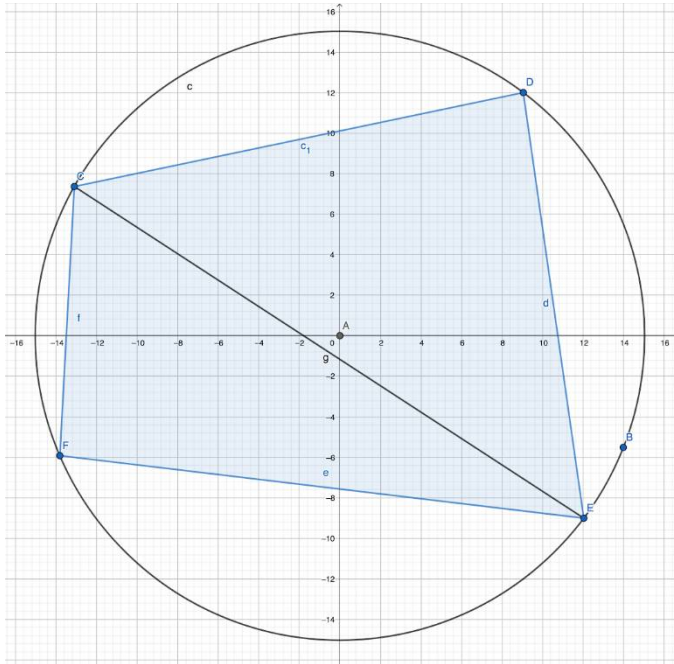
$$\frac{CG}{CD} = \frac{\frac{CE}{2}}{R}$$

$$CG = \frac{CE \times CD}{2R}$$

$$\text{Area of } \triangle CDE = \frac{1}{2} \times \frac{CE \times CD}{2R} \times DE$$

$$= \frac{CE \times CD \times DE}{4R}$$

1. Proof of Second Ptolemy's Theorem $\frac{p}{q} = \frac{ad + bc}{ab + cd}$



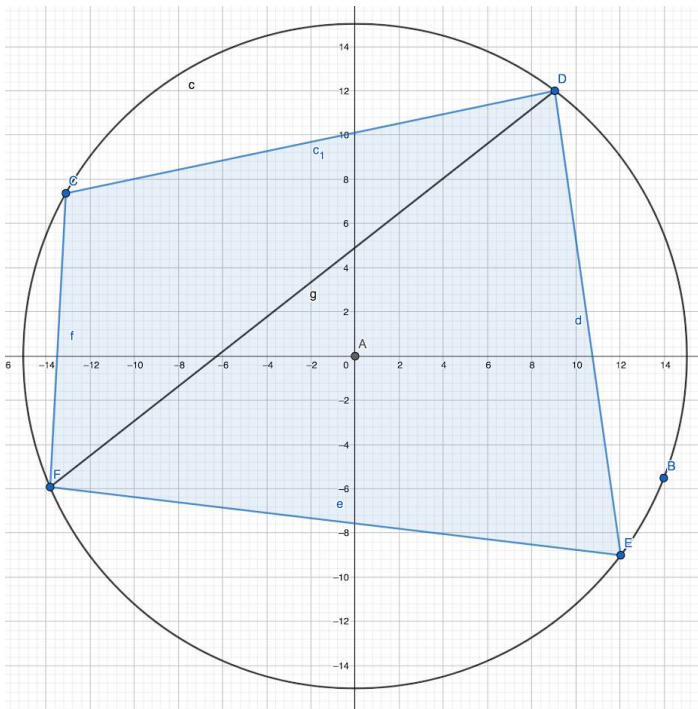
Let the area of the quadrilateral be Q
Let CF=a, EF=b, DE=c, CD=d and CE=p

By Lemma 1,

$$Q = \frac{abp}{4R} + \frac{pcd}{4R}$$

$$= \frac{p(ab+cd)}{4R}$$

→(Let this be the first equation)



Let the area of the quadrilateral be Q
Let CF=a, EF=b, DE=c, CD=d and DF=q

Using another diagonal and lemma 1,

$$Q = \frac{aqd}{4R} + \frac{bcq}{4R}$$

$$= \frac{q(ad+bc)}{4R}$$

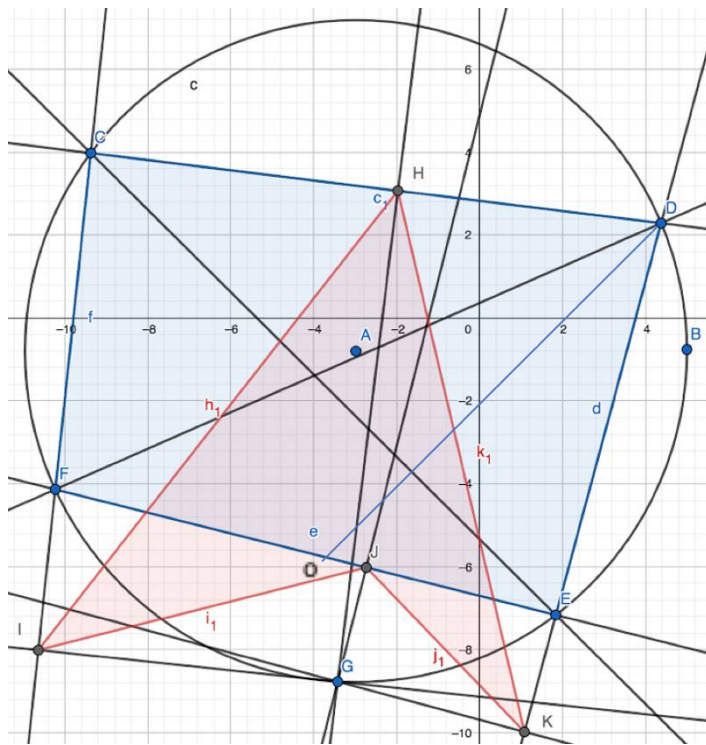
→(Let this be the second equation)

From equations 1 and 2,

$$p(ab + cd) = q(ad + bc)$$

$$\frac{p}{q} = \frac{ad+bc}{ab+cd}$$

2. Proof of $pq = ac + bd$.



Let $CF=a$, $EF=b$, $DE=c$, $DC=d$, $CE=p$ and $DF=q$

The theorem will be proven when

$$(CE \times DF) = (CF \times DE) + (DC \times FE)$$

Construct line DO such that $\angle ODE = \angle CDF = \angle CEF$

From $\triangle CDF$ and $\triangle ODE$,
 $\angle CDF = \angle ODE$
 $\angle CED = \angle CFD$ (angles in the same segment are equal)
 $\therefore \triangle CDF$ and $\triangle ODE$ are similar (2 pairs of corresponding angles are equal)

Similarly, from $\triangle CDO$ and $\triangle FDE$,

$$\angle CDO = \angle FDE$$

$$\angle DCE = \angle DFE \text{ (angles in the same segment are equal)}$$

$\therefore \triangle CDO$ and $\triangle FDE$ are similar (2 pairs of corresponding angles are equal)

$$\frac{OE}{GF} = \frac{DE}{DF}$$

$$OE \times DF = CF \times DE$$

$$\frac{CO}{FE} = \frac{DC}{DF}$$

$$CO \times DF = DC \times FE$$

Adding the two equations

$$(OE \times DF) + (CO \times DF) = (CF \times DE) + (DC \times FE)$$

$$DF(OE + CO) = (CF \times DE) + (DC \times FE)$$

$$(CE \times DF) = (CF \times DE) + (DC \times FE)$$

$$pq = ac + bd.$$

As the angles in the boomerang are actually equal to the angles of the triangles in the quadrilateral, the magnitude of xylie, trailing and leading angles can be simply found by using cosine rule. For yakt angle, properties of a 4-sided polygon can be used. The total angle in a 4-sided polygon is 360° . Hence, by simple subtraction, the magnitude of the yakt angle can be found.

From 1 and 2,

$$\frac{p}{q} = \frac{ad+bc}{ab+cd}$$

$$p = \frac{q(ad+bc)}{ab+cd}$$

Sub into 3

$$q \times \frac{q(ad+bc)}{ab+cd} = ac + bd$$

$$q^2 = \frac{(ac+bd)(ab+cd)}{ad+bc}$$

$$q = \sqrt{\frac{(ac+bd)(ab+cd)}{ad+bc}}$$

V. CONCLUSION

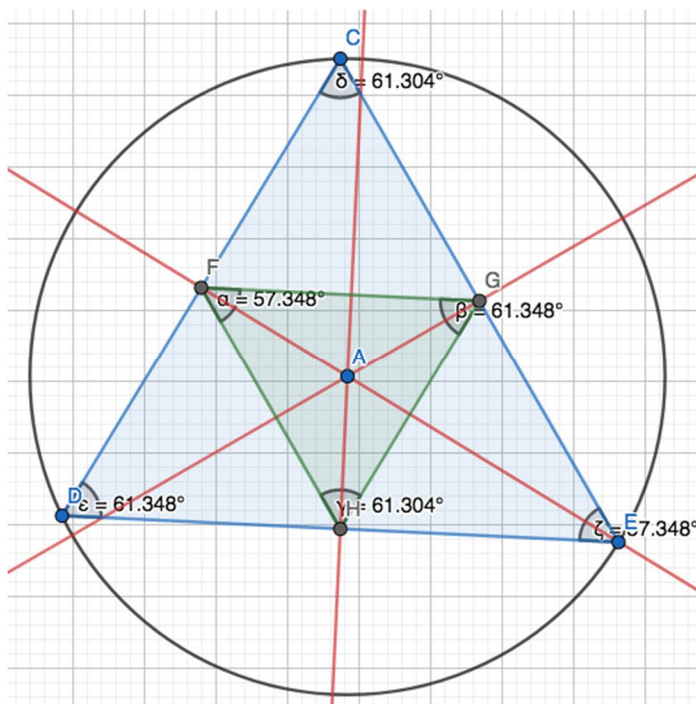
a) Summary

To conclude, by extending the Simson Line theorem, we found the Boomerang theorem. After our researches, we found concrete reasons why the magnitude of the angles formed by the sides of the Boomerang and the sides of the quadrilateral remains the same although the position of the point on the circumference changes and why opposite angles on the circumference are supplementary, and had proven that all of them are not coincidental. We also managed to prove the relationship between the sides and angles. In this process, we used the Thales's theorem. Despite putting in all of our effort, our project is not considered perfect and it needs further extensions.

b) Further Extension

The Simson line may seem to be a simple theory. A triangle in a circle made of the three vertices of the triangle and a point which we can call the Earth Point. Just like how the earth is in the galaxy, revolving around the sun, this point stays in its orbit and goes around the centre of the circle. However, back in the old days, the earth was believed to be the centre of our galaxy. Therefore, instead of putting the earth point at the circumference, the centre of the circle can be put at the centre of the circle. With the same concept of Simson line, following are the modifications of The Simson Line.

➤ Triangle

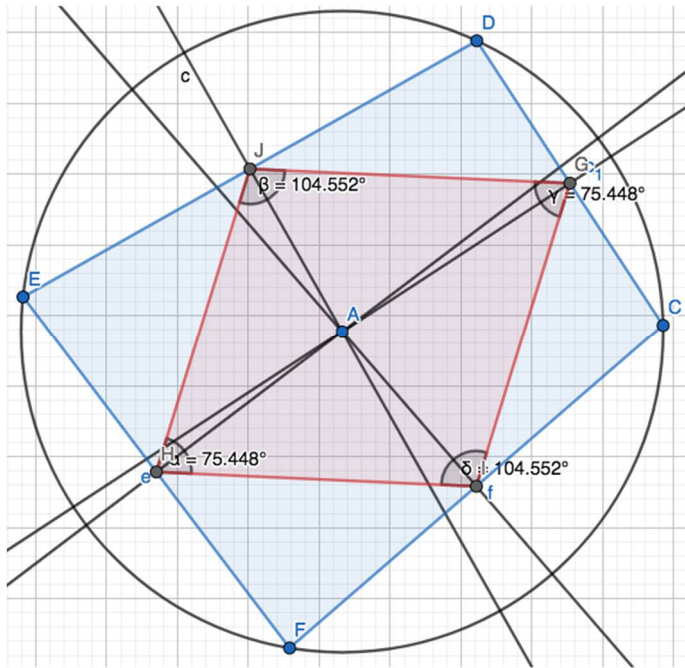


The image shows how a triangle is formed when the nearest three points from the centre of the circle to the sides of the triangles are marked and connected.

$$\begin{aligned} \angle FGH &= \angle DCE \\ \angle GHF &= \angle CDE \\ \angle GFH &= \angle CED \end{aligned}$$

Three corresponding angles are equal and hence, it can be concluded that triangle FGH is similar to the original triangle CDE. The opposite corresponding angles are equal. Therefore, there are three rhombuses produced: FDGH, CFGH and FGEH. No matter how the three points of the original triangle are displaced, this property will never change.

➤ 4-sided Polygon



When using a 4-sided polygon, a rhombus will be produced as shown in the picture below. Unlike the triangle which produced a smaller version of itself, this polygon produced a rhombus.

However, at this moment, we are unable to explain why and how can it finally leads to these properties. Besides that, the mathematical proof that these properties are correct is still not found. Thus, we kindly encourage those who are interested to continue our journey and unveil what is yet to be found.

VI. References:

<http://jwilson.coe.uga.edu/emt668/EMAT6680.2000/Umberger/EMAT6680smu/Assign9smu/pfsimline.html>

https://en.m.wikipedia.org/wiki/Simson_line

<https://en.m.wikipedia.org/wiki/Quadrilateral/ptolemys-theorem/>

<https://brilliant.org/wiki>

https://en.m.wikipedia.org/wiki/Ptolemy%27s_theorem

<http://mathworld.wolfram.com/CyclicQuadrilateral.html>

<https://www.mathopenref.com/thalestheorem.html>

https://en.wikipedia.org/wiki/Thales%27s_theorem